

# Art & Design Yr 3 and 4 Home Learning






## LO: I can a poster advertising my chocolate



Yr 3 and Yr 4, last week you made your own chocolate which I hope tasted scrumptious. The week before you designed the packaging for it.

This week we are going to bring it all together. You are going to design a poster advertising your new brand of chocolate.

Have a look at these posters below (past and more recent) advertising chocolates and other products.



- \*Name of Chocolate
- \*Information on taste
- \*A slogan to make people want to buy it
- \*Price
- \*Bright, attractive colours
- \*Ingredients
- \*Picture of the chocolate in the packaging

**WHAT FEATURES CAN YOU SEE IN THE DIFFERENT POSTERS?**

**WHAT WILL YOU INCLUDE TO ADVERTISE YOUR PRODUCT TO ENCOURAGE PEOPLE TO WANT TO BUY YOUR PRODUCT?**

### CHALLENGE

For art and design this week, I would like you to design your own poster advertising your product. Include all the features of a poster you have listed. For example, make sure you have a big bold picture of the chocolate in the packaging. Perhaps it can be half open so the consumer can see what is inside! Once you have completed your poster and you think you can attract an audience, present your poster to your family. If you can record your presentation and send it to frontdesk that would be amazing! **THERE WILL BE PRIZES FOR THOSE WHO HAVE TRIED VERY HARD!**