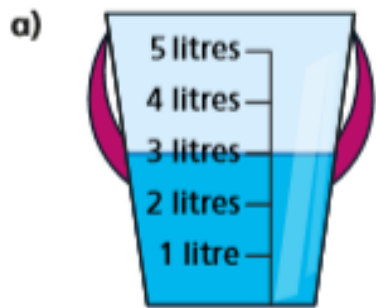


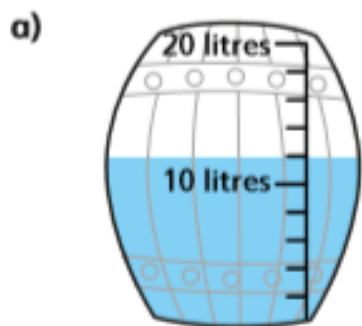
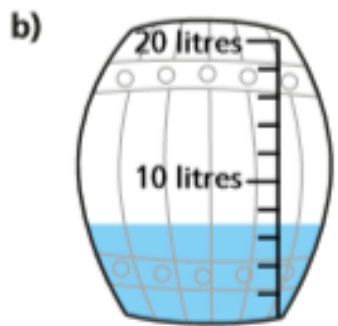
Year 2 - Week 11 Day 1

1 How much water is in each bucket?


 l

 l

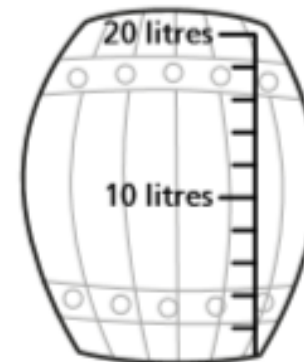
2 Each of these barrels holds 20 l.
How much water is in each barrel?


 l

 l

3 Tommy has 3 full buckets of water.



Each bucket contains 5 l of water.
Tommy pours all the water into the barrel.



Show where the water will reach in the barrel.

4 Milk is sold in 5 l and 2 l cartons.
How much milk is there altogether?


 l



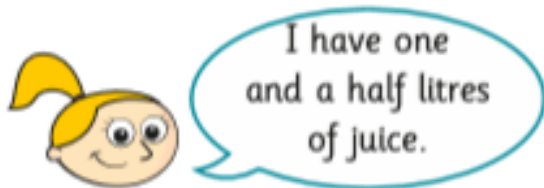
Year 2 - Week 11 Day 1



5 Tick the cartons to show 36 l of milk.



6 Eva fills a measuring jug with juice.
The jug holds 2 l when full.



Do you agree with Eva? _____
Explain your answer.

7 Kim puts 30 l of water into an empty fish tank.



Kim pours another 30 l into the same tank.
Draw a line on the tank to show where you think the water will come to now.

8 How would you measure the capacity of each object?

Tick litres or millilitres.

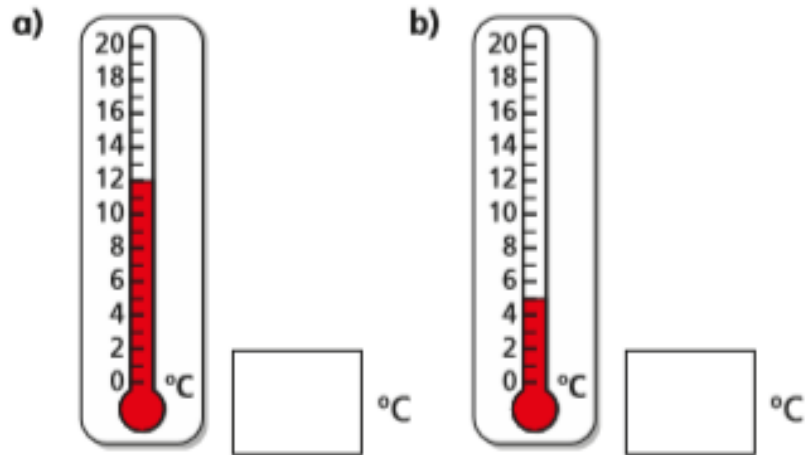
Object	Litres	Millilitres
bath		
mug		
spoon		
teapot		
swimming pool		

Talk about your answers.

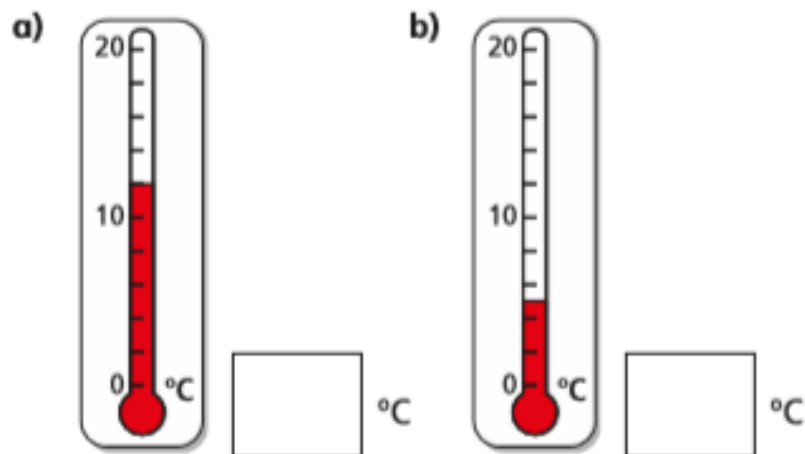


Year 2 - Week 11 Day 2

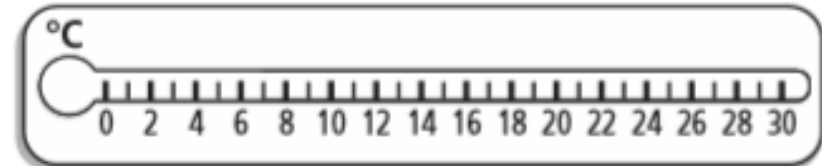
- 1** Write the temperature shown on each thermometer.



- 2** Write the temperature shown on each thermometer.

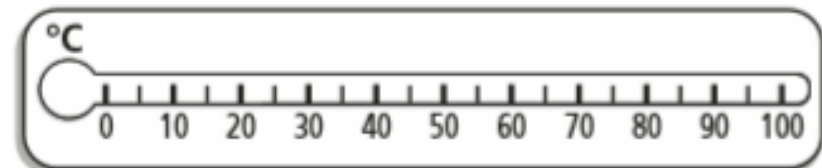


- 3** Draw an arrow to each temperature on the thermometer.



10° 17° 29°

- 4** a) Draw an arrow to each temperature on the thermometer.



85°C 60°C 35°C

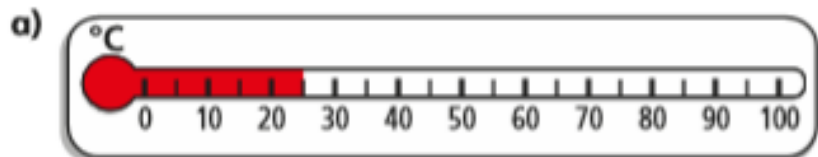
- b) Where would you label 99°C on the thermometer?



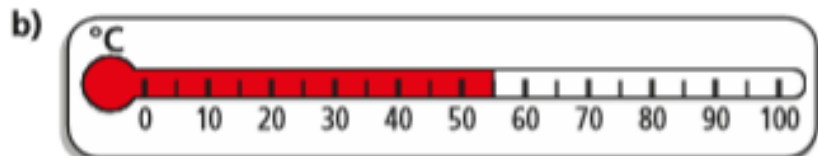
- 5 Put these temperatures in order from coldest to hottest.

26°C 43°C 19°C 7°C

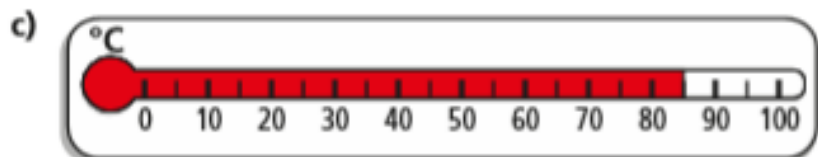
- 6 Miss Trent is boiling some water. She measures the temperature at different times. Write the temperature of the water each time.



°C

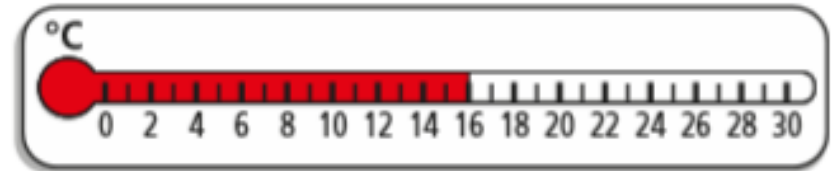


°C



°C

- 7 The thermometer shows the temperature in London.



The temperature rises by 5 degrees.

Draw a line on the thermometer to show the new temperature.

- 8 The table shows the temperature in some cities around the world on 1 June.

New York	Paris	Dubai	Sydney
18°C	2°C	43°C	27°C

- a) Which city is the hottest?

- b) Which city is the coldest?

- c) How many degrees colder is it in New York than in Sydney?

°C



Year 2 - Week 11 Day 3

1 Match the clocks to the times.



7 o'clock



3 o'clock



12 o'clock



10 o'clock

Complete the sentence.

At o'clock, the minute hand points to

2 Match the clocks to the times.



half past 4



half past 1



half past 9



half past 6

Complete the sentence.

At half past, the minute hand points to

3 Write the time shown on each clock.

Use the word bank to help you.

o'clock half past



4 Draw hands to show the time on each clock.



half past 11

half past 3

Year 2 - Week 11 Day 3



4 o'clock



1 o'clock

5 Circle to show whether each sentence is true or false.

a) The clock shows 6 o'clock.

true false



b) The clock shows half past 10

true false



c) The clock shows half past 12

true false



Compare answers with a partner.



Year 2 - Week 11 Day 4

1 Match the clocks to the times.



quarter
past 1



quarter
past 12



quarter
past 9



quarter
past 5

Complete the sentence.

At quarter past, the minute hand points to

2 Match the clocks to the times.



quarter to 10



quarter to 1



quarter to 7



quarter to 3

Complete the sentence.

At quarter to, the minute hand points to

3 Write the time shown on each clock.
Use the word bank to help you.

quarter to quarter past



4 Draw hands to show the time on each clock.



quarter past 11

quarter past 3



quarter to 4



quarter to 1

5 The clocks have no numerals.



a)



You can still work out what time they show.

Why does Dora think this?

b) Write what time each clock shows.