




Day 1 – EXPLORE IT



Read aloud the title of the story. Then read the pages above and spend time looking at the illustration.

What is happening here?

Where is it happening?

How does the fox feel about the forest? What words in the text tell us this? What shows us in the illustration?

Have you ever been to a forest? What was it like? Was it similar or different from this one?


What time of year do you think this might be? What makes you think this?

Have you seen a real fox before? What was it like?

What does he think about Star? Is this how you feel about the stars? Why? Why not?

Day 2 **ILLUSTRATE IT**

What do you think Fox sees as he gazes up into the night sky? Draw a picture of this as though you are looking through his eyes. You might draw the tops of the trees, the night sky filled with stars, the moon.



Day 3 – TALK ABOUT IT

Fox and Star are special friends.


Do you have a special friend? Why are they your special friend?

What sorts of things do you do together? What do you like to talk about with your special friend?

Do you have special games or toys that you like to play with together?


How does it feel when you are with them?

Do you have any photographs of you together that you could look at? Draw a picture of you and your special friend.




Day 4 – IMAGINE IT

Imagine that you are with your special friend. What would you like to say to them? What have you been doing recently that you would like to share with them? Do you have any funny stories you could share with your friend? Record some ideas in these speech bubbles .



A large speech bubble with a tail pointing to the left. The bubble is rectangular with a blue border and contains six horizontal lines for writing.



A large speech bubble with a tail pointing to the right. The bubble is rectangular with a blue border and contains six horizontal lines for writing.

