

Find a half (1)


Year 1 - Week 11 Day 1

- c **1** Tick the cake that is cut in half.




☐

☐


- 2** Draw a line to split each shape in half.



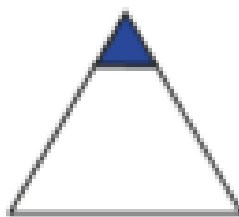
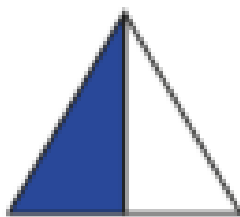
- 3** Colour half of each rectangle.




- 4 Show one half in three different ways.



- 5 Tick the shapes that show one half.



- 6 Match the halves to make a whole.



Find a half (2)

Year 1 - Week 11 Day 2


- 1** a) Circle half of the pencils.



- b) Complete the sentence.

Half of 6 is

- 2** Colour half of each group.



Did you do it the same way as your partner?




3 How many counters are there in each group?



Find half of each group.

Year 1 - Week 11 Day 2


a)



Half of

is


b)



Half of

is

c)



is half of

4 Complete the sentence.

7 is half of

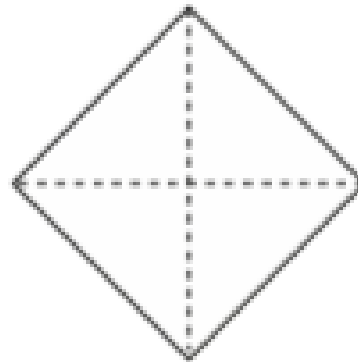
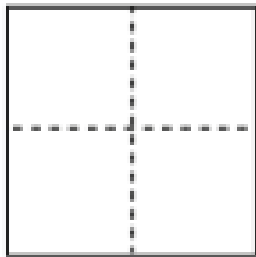
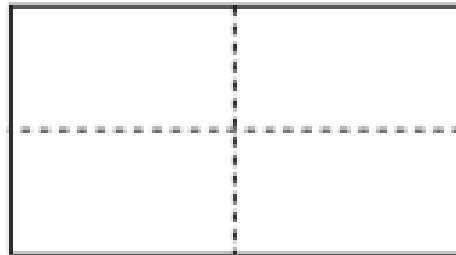
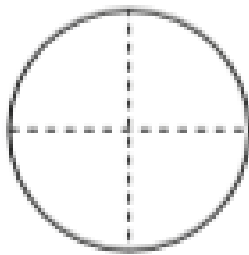


Find a quarter (1)




Year 1 - Week 11 Day 3



1 Colour a quarter of each shape.



2 Show a quarter in four different ways.



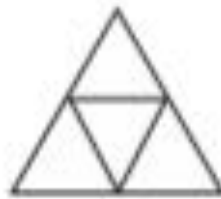
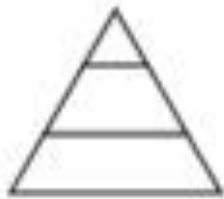
3

Kim wants to show a quarter.

Year 1 - Week 11 Day 3



None of these
show quarters.



Do you agree with Kim? _____

Talk about your answer.

4

Tick the shapes that show one quarter.




Find a quarter (2)

Year 1 - Week 11 Day 4



I Circle a quarter of each group.

a)



A quarter of 4 is

b)



A quarter of 12 is

c)



A quarter of 20 is

2 Complete the sentences.

a) Half of 12 is

A quarter of 12 is

b) Half of 16 is


A quarter of 16 is

c) Half of 8 is

A quarter of 8 is

What do you notice?

3 A quarter is 6

			
---	--	--	--

What is the whole?

The whole is

